



IJM – Italian Journal of Mycology, Vol. 53 (2024):13-28

<https://doi.org/10.6092/issn.2531-7342/18345>



Supplementary material

Metabolic profiling of antimicrobial secondary metabolites produced by *Penicillium bilaiae* EWB-3 isolated from electronic wastes in Algeria

Dounya Achwak Chemmam¹, Ghania Bourzama², Nouari Sadrati³, Moussa Houhamdi⁴

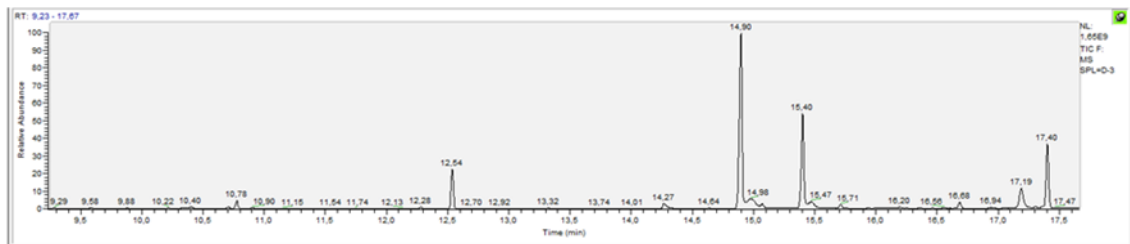
¹Molecular and Cellular Biology Laboratory, Faculty of Nature and Life Sciences, University of Jijel, Jijel, 18000, Algeria.

²Biochemistry and Environmental Toxicology Laboratory, Faculty of Sciences, Badji Mokhtar University, Annaba, 23000, Algeria.

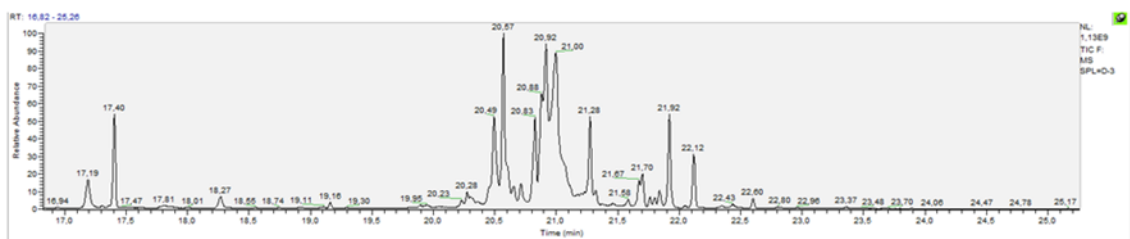
³Characterization and Valorization of Natural Resources Laboratory, Faculty of Nature and Life and Earth Sciences and the Universes, University Mohamed El Bachir El Ibrahimi of Bordj Bou Arreridj, 34000, Algeria.

⁴Biology, Water and Environment Laboratory, Faculty of Sciences of Nature and Life and Sciences of the Earth and the Universe, University 8 Mai 1945, Guelma, 24000, Algeria.

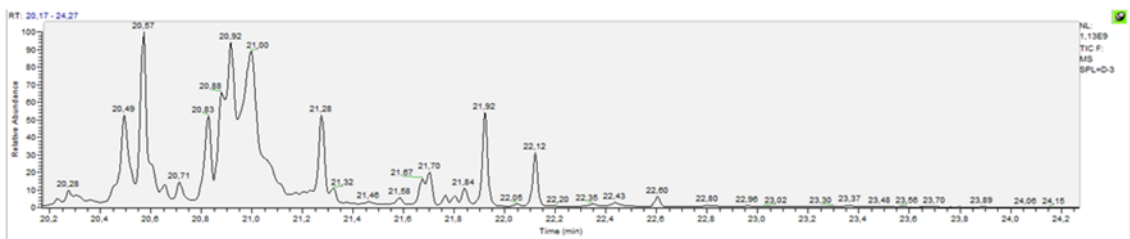
Corresponding author e-mail: chemmam.da@univ-jijel.dz



(a)



(b)



(c)

Supplementary Fig. S1 - GC-MS chromatograms of ethyl acetate extract of *Penicillium bilaiae* EWB-3: a RT= (9.23-17.67 min); b RT= (16.62-25.26 min); c RT= (20.17-24.27 min).